

EDI COLLECTION

CHAIR

by angelettiruzza design | 2021



Item code: Edi.11
(Edi.11.s08.ssf60)

Collection


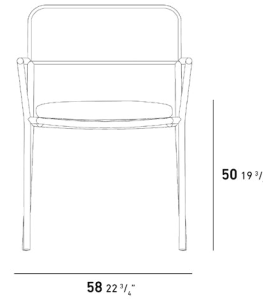
The EDI chairs, bar and counter stools are made entirely of aluminum.

Comfortable, and light, they are suitable for any indoor and outdoor use in private homes and contracts.

Product Dimension

cm / inch

cm / inch



Weight 6 kg / 13.2 lbs

Product Details

ALUMINIUM Most Popular Metal

[more detail visit pg.2](#)



DARK BEIGE

Aluminum is a light weight and strong metal with an excellent strength-to-weight ratio and corrosion resistance. These properties make it an ideal material for outdoor furniture. Although aluminum is the most popular material for outdoor furniture, despite being light weight, it is durable and can be easily processed into various complex shapes.

FABRIC %100 Sunbrella Acrylic

[more detail visit pg.3](#)



CAST ASH

Sunbrella® acrylic fabrics are considered premium for outdoor textiles. Sunbrella® is long-lasting compared to its counterparts and therefore provides long-term savings. If you especially care about UV protection, the best choice would be Sunbrella® products.

EDI COLLECTION

CHAIR

by angelettiruzza design | 2021

ALUMINUM

Aluminium is a light and strong metal with excellent strength-to-weight ratio and corrosion resistance. These properties make it an ideal material for outdoor furniture. Despite its light weight, aluminium is durable and is coated with polyester electrostatic powder coating for added protection against knocks and scratches and to add colour to the product. As the powder coating adheres better to the metal, it also makes the product much more resistant to fading. JOTUN and Akzo Nobel branded powder coatings are used in YAAZ aluminium products.

ALUMINUM COATING

JOTUN powder coatings used in YAAZ products have been tested against high amounts of UV radiation and strong winds. In addition, powder coatings have been tested in some of the hottest, most humid and corrosive environments in the world, such as Southeast Asia and the Middle East.

CONCRETE COATING

The stone effect paint collection, developed with the cement spraying method, offers a great alternative for aesthetic surfaces in outdoor products.

Cleaning and Using Instructions

Over time with exposure to the elements, powder coatings may show signs of weathering such as loss of gloss, chalking and slight colour change. A simple regular clean will minimize the effects of weathering and will remove dirt, grime and other build-up detrimental to all powder coatings.

For any particular region or territory, there may be local regulations or local requirements to be met in order to achieve conformance to certain published quality labels or standards. It is the users' responsibility to be aware of such standards.

Failure to comply with the recommended cleaning schedule will nullify any warranties.

Cleaning should start at the time the products are installed, ensuring that construction materials such as concrete, plaster and paint splashes are removed before they have a chance to dry. Failure to remove these materials at this early stage will require the use of aggressive cleaning materials and techniques with potential damage to the powder coated surface.


Best cleaned by regularly washing the coating using warm water and a non-abrasive, pH neutral detergent solution. Surfaces should be rinsed thoroughly after cleaning to remove all residue. All surfaces should be cleaned using a soft cloth or sponge or something harder than a soft natural bristle brush.

If the project is subject to any hazardous unusual environmental factors, or is close to salt water, an estuary or marine environments then YAAZ must be consulted on an individual project basis.

Renovation can be required in the case of heavy soiling (due to lack of maintenance).

In no circumstance should any abrasive cleaner or polish, or any cleaner containing ketones, esters be used.

ALUMINUM COLOR OPTIONS



Agate Grey



Beige Grey




Beige Pink



Black



Cement Grey




Copper Brown




Dark Beige



Pastel Turquoise



Graphite Grey



Grey Blue



Light Beige



Oyster White



Moss Grey




Olive Green




Red Brown




Tele Grey



Terra Brown



Toffee



Bronza



Crema

EDI COLLECTION

CHAIR

by angelettiruzza design | 2021

SUNBRELLA FABRICS

Outdoor fabrics made from acrylic fibers are strong. It is more resistant to both weather conditions and usage errors such as mold, friction and tearing. This is especially important for outdoor flooring in active residential and commercial applications. Before weaving, acrylic fabric threads are dyed with the solution. This allows the fabric to retain its color longer, even when exposed to direct sunlight. In addition to its water repellency, acrylic fabrics are more breathable than other options and allow the fabric to stay cooler in hot weather. It is also easy to clean with soap and water.

So; Acrylic fabrics are a multi-purpose textile product that should be preferred in outdoor furniture. Sunbrella acrylic fabrics are considered premium for outdoor textiles. Sunbrella is long-lasting compared to its counterparts and therefore provides long-term savings. If you especially care about UV protection, the best choice would be Sunbrella products.

Cleaning and Using Instructions

Brush off any loose dirt or debris from the surface of the fabric using a soft-bristled brush.

Apply a solution of water and mild soap to the fabric with a sponge or soft cloth.

Gently scrub the fabric in a circular motion, taking care not to rub too hard.

Rinse the fabric thoroughly with clean water, ensuring that all soap residue is removed.

Allow the fabric to air dry completely before use.

Machine wash the fabric in cold water using a mild detergent on a gentle cycle.

Do not use bleach or fabric softeners, as these can damage the fabric and affect its water-resistant properties.

If ironing is necessary, use a low heat setting and a pressing cloth to avoid direct contact with the fabric.

Avoid exposing the fabric to prolonged periods of direct sunlight, as this can cause fading and damage to the fabric.

Protect the fabric from harsh weather conditions, such as rain, snow, and extreme temperatures, by covering it with YAAZ covers or storing it indoors when not in use.

Avoid using harsh chemicals, bleach, or fabric softeners, as these can damage the fabric and affect its water-resistant properties.

If the fabric becomes wet, allow it to air dry completely before use to prevent mold and mildew growth.

Regularly inspect the fabric for any signs of damage or wear, such as tears or fraying, and address any issues promptly to prevent further damage.

SUNBRELLA FABRICS COLOR OPTIONS


CAST



HERITAGE



LINEN



PLAY



EDI COLLECTION

CHAIR

by angelettiruzza design | 2021

YAPA FABRICS

Overall, water proof solution fabrics are an excellent choice for outdoor use because they offer protection from water damage and other environmental factors. They are durable, long-lasting, and easy to maintain, making them a practical and functional solution for outdoor furniture, and other outdoor items.

Cleaning and Using Instructions

Brush off any loose dirt or debris from the surface of the fabric using a soft-bristled brush.

Apply a solution of water and mild soap to the fabric with a sponge or soft cloth.

Gently scrub the fabric in a circular motion, taking care not to rub too hard.

Rinse the fabric thoroughly with clean water, ensuring that all soap residue is removed.

Allow the fabric to air dry completely before use.

Machine wash the fabric in cold water using a mild detergent on a gentle cycle.

Do not use bleach or fabric softeners, as these can damage the fabric and affect its water-resistant properties.

If ironing is necessary, use a low heat setting and a pressing cloth to avoid direct contact with the fabric.

Avoid exposing the fabric to prolonged periods of direct sunlight, as this can cause fading and damage to the fabric.

Protect the fabric from harsh weather conditions, such as rain, snow, and extreme temperatures, by covering it or storing it indoors when not in use.


Avoid using harsh chemicals, bleach, or fabric softeners, as these can damage the fabric and affect its water-resistant properties.

If the fabric becomes wet, allow it to air dry completely before use to prevent mold and mildew growth.

Regularly inspect the fabric for any signs of damage or wear, such as tears or fraying, and address any issues promptly to prevent further damage.

YAPA FABRICS COLOR OPTIONS

FLOW



ASTEC



VOYAGE



LINE



BLOOM



EDI COLLECTION

CHAIR

by angelettiruzza design | 2021

YAPA FABRICS

Overall, water proof solution fabrics are an excellent choice for outdoor use because they offer protection from water damage and other environmental factors. They are durable, long-lasting, and easy to maintain, making them a practical and functional solution for outdoor furniture, and other outdoor items.

Cleaning and Using Instructions

Brush off any loose dirt or debris from the surface of the fabric using a soft-bristled brush.

Apply a solution of water and mild soap to the fabric with a sponge or soft cloth.

Gently scrub the fabric in a circular motion, taking care not to rub too hard.

Rinse the fabric thoroughly with clean water, ensuring that all soap residue is removed.

Allow the fabric to air dry completely before use.

Machine wash the fabric in cold water using a mild detergent on a gentle cycle.

Do not use bleach or fabric softeners, as these can damage the fabric and affect its water-resistant properties.

If ironing is necessary, use a low heat setting and a pressing cloth to avoid direct contact with the fabric.

Avoid exposing the fabric to prolonged periods of direct sunlight, as this can cause fading and damage to the fabric.

Protect the fabric from harsh weather conditions, such as rain, snow, and extreme temperatures, by covering it or storing it indoors when not in use.


Avoid using harsh chemicals, bleach, or fabric softeners, as these can damage the fabric and affect its water-resistant properties.

If the fabric becomes wet, allow it to air dry completely before use to prevent mold and mildew growth.

Regularly inspect the fabric for any signs of damage or wear, such as tears or fraying, and address any issues promptly to prevent further damage.

YAPA FABRICS COLOR OPTIONS

RIA



AKS

