

UZ COLLECTION FOOTREST

by angelettiruzza design | 2024



Item code: Uz.14
(Uz.14.w1.b1.ssf102)

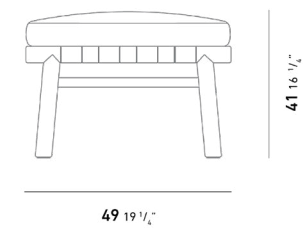
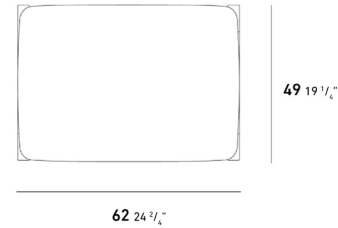
Collection

Manufactured in teak wood, UZ is a complete collection of outdoor furniture that reconsider modernity without forgetting the goodness of the past.

Product Dimension

cm / inch

cm / inch



Weight 4,5 kg / 9,9 lbs

Product Details

TEAK Handsome Wood

[more detail visit pg.2](#)



NATURAL TEAK

YAAZ uses no teak of forest origin, but only teak supplied from sustainable Myanmar (Burma) that strictly adhere to the rigorously controlled environment and certified criteria which include replanting trees after harvest.

FABRIC 100 % Sunbrella Acrylic

[more detail visit pg.3](#)



PLAY OAT

Sunbrella® acrylic fabrics are considered premium for outdoor textiles. Sunbrella® is long-lasting compared to its counterparts and therefore provides long-term savings. If you especially care about UV protection, the best choice would be Sunbrella® products.

BAND Balance

[more detail visit pg.6](#)



BEIGE

A furniture strap is along narrow strip of material designed to secure furniture and prevent it from tipping over or sliding around.

UZ COLLECTION

FOOTREST

by angelettiruzza design | 2024

TEAK

YAAZ is an in-house manufacturer that covers the complete manufacturing process of its outdoor teak furniture and strictly controls every stage.

Every piece of wood is carefully selected and is directed to a specific function according to its strength and look. Precise machinery is used to shape the components and every piece is kiln dried to attain the ideal moisture content before the processing and gluing stages.

YAAZ uses no take of forest origin, but only teak supplied from sustainable Myanmar (Burma) that strictly adhere to the rigorously controlled environment and certified criteria which include replanting trees after harvest.

We select individual full-grown trees and manage the whole manufacturing process carefully, from log to finished product. We deliver our furniture sanded, polished and sealed and we advise you to allow the furniture to age and weather naturally.

Teak is a natural and thus an ever-changing material that can be left outdoors throughout the seasons and it requires little to no Cleaning and Using Instructions. As teak weathers due to its exposure to rain and UV rays from the sun, it will gradually change color regardless of its finish. The "original" or "dark" finish of teak will naturally and invariably fade over time. Left outdoors teak will age naturally and as it weathers as a result of exposure to rain and UV rays of sunlight, it gradually will turn from its honey-gold color to a beautifully soft, silvery-grey patina color and consequently will remain stable for many years.

Cleaning and Using Instructions

The teak tree is naturally an oily tree and needs to be oiled with teak oil once or twice a year to replenish the surface oils that are lost over time due to weather conditions.

Instead of maintenance oils developed over time, water-based protectors are now used. Varnish and similar chemicals are never used.

The aged and worn surfaces are sanded with 150-180 grit sandpaper and then washed with teak cleaner and left to dry. After the second sanding, the washing process is repeated.

A water-based protective coating is applied using a cloth, covering every part of the product including the hidden areas.

It is left for one day before applying the second coat. The second coat reaches touch dryness after 4 hours in an environment with sufficient airflow and an average temperature of 20 °C.

TEAK COLOR OPTIONS



Natural Teak



Dark Teak



White Teak

UZ COLLECTION

FOOTREST

by angelettiruzza design | 2024

SUNBRELLA FABRICS

Outdoor fabrics made from acrylic fibers are strong. It is more resistant to both weather conditions and usage errors such as mold, friction and tearing. This is especially important for outdoor flooring in active residential and commercial applications. Before weaving, acrylic fabric threads are dyed with the solution. This allows the fabric to retain its color longer, even when exposed to direct sunlight. In addition to its water repellency, acrylic fabrics are more breathable than other options and allow the fabric to stay cooler in hot weather. It is also easy to clean with soap and water.

So, Acrylic fabrics are a multi-purpose textile product that should be preferred in outdoor furniture. Sunbrella acrylic fabrics are considered premium for outdoor textiles. Sunbrella is long-lasting compared to its counterparts and therefore provides long-term savings. If you especially care about UV protection, the best choice would be Sunbrella products.

Cleaning and Using Instructions

Brush off any loose dirt or debris from the surface of the fabric using a soft-bristled brush.

Apply a solution of water and mild soap to the fabric with a sponge or soft cloth.

Gently scrub the fabric in a circular motion, taking care not to rub too hard.

Rinse the fabric thoroughly with clean water, ensuring that all soap residue is removed.

Allow the fabric to air dry completely before use.

Machine wash the fabric in cold water using a mild detergent on a gentle cycle.

Do not use bleach or fabric softeners, as these can damage the fabric and affect its water-resistant properties.

If ironing is necessary, use a low heat setting and a pressing cloth to avoid direct contact with the fabric.

Avoid exposing the fabric to prolonged periods of direct sunlight, as this can cause fading and damage to the fabric.

Protect the fabric from harsh weather conditions, such as rain, snow, and extreme temperatures, by covering it with YAAZ covers or storing it indoors when not in use.


Avoid using harsh chemicals, bleach, or fabric softeners, as these can damage the fabric and affect its water-resistant properties.

If the fabric becomes wet, allow it to air dry completely before use to prevent mold and mildew growth.

Regularly inspect the fabric for any signs of damage or wear, such as tears or fraying, and address any issues promptly to prevent further damage.

SUNBRELLA FABRICS COLOR OPTIONS

CAST



HERITAGE



LINEN



PLAY



UZ COLLECTION

FOOTREST

by angelettiruzza design | 2024

YAPA FABRICS

Overall, water proof solution fabrics are an excellent choice for outdoor use because they offer protection from water damage and other environmental factors. They are durable, long-lasting, and easy to maintain, making them a practical and functional solution for outdoor furniture, and other outdoor items.

Cleaning and Using Instructions

Brush off any loose dirt or debris from the surface of the fabric using a soft-bristled brush.

Apply a solution of water and mild soap to the fabric with a sponge or soft cloth.

Gently scrub the fabric in a circular motion, taking care not to rub too hard.

Rinse the fabric thoroughly with clean water, ensuring that all soap residue is removed.

Allow the fabric to air dry completely before use.

Machine wash the fabric in cold water using a mild detergent on a gentle cycle.

Do not use bleach or fabric softeners, as these can damage the fabric and affect its water-resistant properties.

If ironing is necessary, use a low heat setting and a pressing cloth to avoid direct contact with the fabric.

Avoid exposing the fabric to prolonged periods of direct sunlight, as this can cause fading and damage to the fabric.

Protect the fabric from harsh weather conditions, such as rain, snow, and extreme temperatures, by covering it or storing it indoors when not in use.

Avoid using harsh chemicals, bleach, or fabric softeners, as these can damage the fabric and affect its water-resistant properties.

If the fabric becomes wet, allow it to air dry completely before use to prevent mold and mildew growth.

Regularly inspect the fabric for any signs of damage or wear, such as tears or fraying, and address any issues promptly to prevent further damage.

YAPA FABRICS COLOR OPTIONS

FLOW



ASTEC



VOYAGE



LINE



BLOOM



UZ COLLECTION

FOOTREST

by angelettiruzza design | 2024

YAPA FABRICS

Overall, water proof solution fabrics are an excellent choice for outdoor use because they offer protection from water damage and other environmental factors. They are durable, long-lasting, and easy to maintain, making them a practical and functional solution for outdoor furniture, and other outdoor items.

Cleaning and Using Instructions

Brush off any loose dirt or debris from the surface of the fabric using a soft-bristled brush.

Apply a solution of water and mild soap to the fabric with a sponge or soft cloth.

Gently scrub the fabric in a circular motion, taking care not to rub too hard.

Rinse the fabric thoroughly with clean water, ensuring that all soap residue is removed.

Allow the fabric to air dry completely before use.

Machine wash the fabric in cold water using a mild detergent on a gentle cycle.

Do not use bleach or fabric softeners, as these can damage the fabric and affect its water-resistant properties.

If ironing is necessary, use a low heat setting and a pressing cloth to avoid direct contact with the fabric.

Avoid exposing the fabric to prolonged periods of direct sunlight, as this can cause fading and damage to the fabric.

Protect the fabric from harsh weather conditions, such as rain, snow, and extreme temperatures, by covering it or storing it indoors when not in use.


Avoid using harsh chemicals, bleach, or fabric softeners, as these can damage the fabric and affect its water-resistant properties.

If the fabric becomes wet, allow it to air dry completely before use to prevent mold and mildew growth.

Regularly inspect the fabric for any signs of damage or wear, such as tears or fraying, and address any issues promptly to prevent further damage.

YAPA FABRICS COLOR OPTIONS

RIA



AKS



UZ COLLECTION

FOOTREST

by angelettiruzza design | 2024

BAND

Ensure your furniture stays securely in place with our collection of furniture straps. Crafted from long, narrow strips of durable materials, these straps are specifically designed to prevent tipping over or sliding around, providing peace of mind and safety for your home and loved ones.

Cleaning and Using Instructions

Start by brushing off any loose debris or dirt from the surface of the strap with a soft-bristled brush.

Mix warm water and mild soap or a specialized cleaner for strap surfaces.

Apply the cleaning solution to the strap using a soft cloth or sponge, and gently scrub the surface.

Rinse the strap thoroughly with clean water.

Dry the strap with a clean towel or let it air dry.

Avoid exposing the furniture to extreme temperatures, such as direct sunlight or freezing temperatures.

Do not use abrasive materials or harsh chemicals when cleaning the furniture, as they can damage the vinyl straps.

To prevent scratches or tears, avoid dragging heavy objects across the surface of the furniture.

Consider covering the furniture during prolonged periods of non-use, such as during the winter months or when you are away on vacation.

Regularly inspect the furniture for any signs of damage or wear, and address any issues promptly to prevent further damage.

BAND COLOR OPTIONS



grey



beige



green



black